

Si Ri Panya International School



โรงเรียนนานาชาติสิริปัญญา
Si Ri Panya
International School

Marking and Feedback Policy

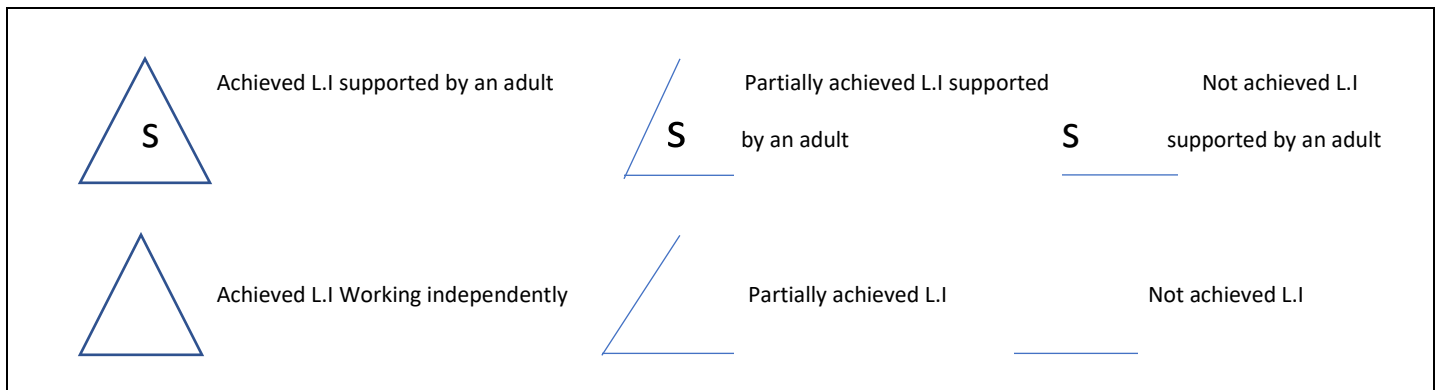
Aims:

We mark children's work in order to:

- Show we value their work and boost self-esteem through praise and encouragement.
- Show where children have been successful and what their next steps are.
- To identify and address any misconceptions
- To support teacher assessment and future lesson planning.

Expectations

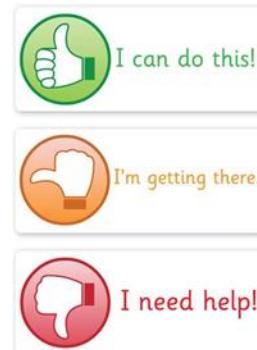

- All work must be marked before being returned to the pupil.
- All work must be marked neatly in blue or purple pen.
- All comments when given must be clear and simple to ensure the child can read and understand them.
- Indicate any errors with a blue or purple dot
- All work must be marked using one of the following triangular signs to help inform teacher assessment.



Self-Assessment

Beginner, Developing & Secure Writers

The children will self-assess every piece of work with a face based on their performance. A quick, practical self-assessment will be demonstrated with a 'thumbs up or down'.



Peer Assessment

Beginner Writers

All peer assessment is done verbally focusing on:

- 1 positive comment - what has been done well?
- 1 comment on how to improve

The piece of work is marked **PA (peer assessment)** by the teacher

Developing Writers

In term 1, peer assessment is done verbally focusing on:

- 1 positive comment - what has been done well?
- 1 comment on how to improve

In term 1 the class teacher can write the comments of the student who is assessing. In Term 2 and 3 children can write their own comments.

Secure Writers

Peer assessment is done verbally and written focusing on:

- 2 positive comments - what has been done well?
- 1 comment on how to improve

The children will complete a '2 stars and a wish' template for the piece of work they are assessing.

Two Stars and a Wish

Name: _____







Use two stars and a wish to tell me two things you like and one thing that could be improved.

Next Steps

Beginner Writers

All next steps will be done verbally with the teacher and evidenced with '**VF**' (**Verbal Feedback**)

Developing & Secure Writers

All next steps will be done either:

- Via verbal feedback by the teacher and evidenced with '**VF**'
- Or by the use of the editing symbols.

Editing Symbols-Beginner Writers

Capital letter

A

Missing Punctuation

o

Reversed letters



Missing Word



Go back, read & check



Finger space



Use phonic knowledge

P

Letter in the wrong place



Editing Symbols- Developing Writers

Spelling Mistake

Sp

Focused Skill (adjectives, adverbs etc.)



Editing Symbols- Secure Writers

Read & check for grammar



Written Presentation

PR

Paragraph

//

Presentation Expectations

- Children should take pride in their work.
- Encourage and praise neat handwriting and presentation.
- Any book work, of less than a page, is to be ruled off and the next lesson's work is commenced under that line (This is to save paper)

Book/Whiteboard	Expectation
English/Topic	<p>Beginner Writer: Long date written on whiteboard by teacher Learning objective and success criteria written on whiteboard by teacher Learning objective/focus of learning clearly visible on worksheets or typed onto made resources Use of folders for children's work in English and topic</p> <p>Developing Writer: Long date written on whiteboard by teacher Learning objective and success criteria written on whiteboard by teacher Learning objective written in book by student if possible and underlined Learning objective/focus of learning clearly visible on worksheets or typed onto made resources Short date recorded and underlined Use of English and topic book for children's work Any worksheets to be cut to size and glued in book or stored in a folder</p> <p>Secure Writer: Long date written on whiteboard by teacher Learning objective and success criteria written on whiteboard by teacher Learning objective written in book by student and underlined Learning objective/focus of learning clearly visible on worksheets or typed onto made resources Short date recorded and underlined Use of English and topic book for children's work Any worksheets to be cut to size and glued in book or stored in a folder</p>
Maths	<p>KS1: Learning objective and success criteria written on whiteboard by teacher Learning objective/focus of learning clearly visible on worksheets or typed onto made resources Use of folders for children's work</p> <p>KS2: Learning objective and success criteria written on whiteboard by teacher Learning objective/focus of learning clearly visible on worksheets or typed onto made resources Short date written next to margin and underlined Learning objective written in book by student if possible and underlined Use of math book for children's work Any worksheets to be cut to size and glued in book or stored in a folder</p>
Thai	Date to be written using Thai letters and numbers next to margin LI written in Thai next to margin and underlined